



Year-End Reviews and Extensions

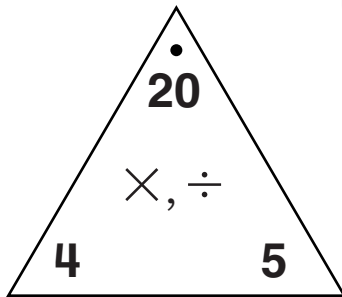
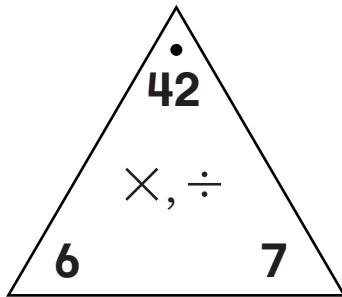
Rather than focusing on a single topic, Unit 12 reinforces some of the main topics covered in second grade.

Children will begin the unit by reviewing time measurements—telling time on clocks with hour and minute hands; naming time in different ways; using larger units of time, such as centuries and decades; and keeping track of time in years, months, weeks, and days.

Children will also work with computation dealing with multiplication facts and the relationship between multiplication and division.

Finally, children will display and interpret measurement data, with special attention to the range, median, and mode of sets of data.

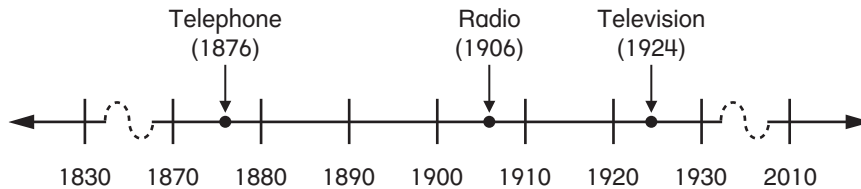
Please keep this Family Letter for reference as your child works through Unit 12.



Vocabulary

Important terms in Unit 12:

timeline A *number line* showing when events took place. For example, the timeline below shows when the telephone, radio, and television were invented.



mode The value or values that occurs most often in a set of data.

Building Skills through Games

In Unit 12, your child will practice adding and subtracting numbers by playing the following games:

Addition Card Draw

Each player draws the top 3 cards from a deck, records the numbers on the score sheet, and adds the 3 numbers. After 3 turns, players check each other's work with a calculator and add their 3 answers. The player with the higher total wins.

Name That Number

Each player turns over a card to find a number that must be renamed using any combination of five faceup cards.

Game 1

1st turn:
_____ + _____ + _____ = _____

2nd turn:
_____ + _____ + _____ = _____


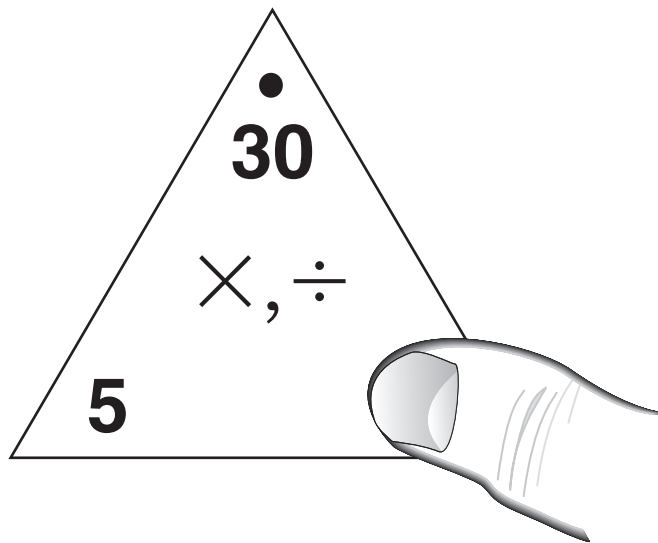
3rd turn:
_____ + _____ + _____ = _____

Total: _____

Do-Anytime Activities

To work with your child on the concepts taught in this unit and in previous units, try these interesting and rewarding activities:

1. Together, make up multidigit addition and subtraction number stories. Solve them. Share solution strategies.
2. Make timelines of your lives. In addition to personal information, mark various dates of events that interest you, such as events in music, art, sports, or politics.
3. Continue to ask the time. Encourage your child to name time in different ways, such as *twenty to nine* for 8:40 and *half-past two* for 2:30.
4. Continue to review and practice basic facts for all operations, emphasizing the multiplication facts.



FEBRUARY						
Sun	Mon	Tue	Wed	Thu	Fri	Sat
	1	2	3	4	5	6
7	8	9	10	11	12	13
14	15	16	17	18	19	20
21	22	23	24	25	26	27
28	29					

As You Help Your Child with Homework

As your child brings home assignments, you may want to go over the instructions together, clarifying them as necessary. The answers listed below will guide you through this unit's Home Links.

Home Link 12•1

- | | |
|----------------------|---------------------|
| 1. $9 \times 2 = 18$ | 2. $1 \times 8 = 8$ |
| $2 \times 9 = 18$ | $8 \times 1 = 8$ |
| $18 \div 2 = 9$ | $8 \div 1 = 8$ |
| $18 \div 9 = 2$ | $8 \div 8 = 1$ |
3. $5 \times 8 = 40$ 4. 184
 $8 \times 5 = 40$ 5. 60
 $40 \div 8 = 5$ 6. 243
 $40 \div 5 = 8$ 7. 181

Home Link 12•2

1. 4:10 2. 8:15 3. 10:45
- 4.



5.



6.



7. 169 8. 142 9. 91 10. 47

Home Link 12•3

2. 531 3. 280

Home Link 12•5

- | | | | |
|-------|-------|-------|-------|
| 1. 7 | 2. 6 | 3. 7 | 4. 3 |
| 5. 4 | 6. 4 | 7. 4 | 8. 5 |
| 9. 7 | 10. 8 | 11. 7 | 12. 9 |
| 13. 6 | 14. 9 | | |

Home Link 12•6

- | | | | | |
|--|------------------------|--------|-------|--------|
| 1. 30 years | 2. dolphins and humans | | | |
| 3. 10 years | 4. ostrich | | | |
| 5. squirrel, house cat, lion, horse, ostrich, dolphin, human | | | | |
| 6. 30 years | 7. 130 | 8. 156 | 9. 29 | 10. 87 |

Home Link 12•7

- | | |
|-------------|----------------------|
| 1. a. 1,450 | b. 1,750 |
| 2. a. 2,000 | b. 1,300 c. 700 |
| 3. 1,450 | |
| 4. 1,450 | |